

Format of holding of specified securities

Annexure - I

1 **Name of Listed Entity : PILANI INVESTMENT AND INDUSTRIES CORPORATION LIMITED**

2 Scrip Code/Name of Scrip/Class of Security :

NSE: PILANIINVS

BSE: 539883

3 Share Holding Pattern Filed under: Reg. 31(1) (b) : **Quarter Ended 31/03/2022**

4 Declaration:

	Particulars	Yes	No
1	Whether the Listed Entity has issued any partly paid up shares		NO
2	Whether the Listed Entity has issued any Convertible Securities or Warrants?		NO
3	Whether the Listed Entity have issued any warrants?		NO
4	Whether the Listed Entity has any shares against which depository receipt are issued?		NO
5	Whether the Listed Entity has any shares in locked-in?		NO
6	Whether any shares held by promoters are pledge or otherwise encumbered?		NO
7	Whether Company has Equity shares with differential voting rights?		NO
8	Whether the Listed Entity has any Significant Beneficial Owner?	YES	

5 The tabular format for disclosure of holding of specified securities is as follows:-



Table I - Summary Statement holding of specified securities

Category (I)	Category of shareholder (II)	Nos. of shareholders (III)	No. of fully paid-up equity shares held (IV)	No. of partly paid-up equity shares held (V)	No. of shares underlying Depository Receipt (VI)	Total nos. shares held (VII) = (IV)+(V)+(VI)	Shareholding as a % of total no. of shares (calculated as per SCRR, 1957) (VIII) As a % of (A+B+C2)	Number of Voting Rights held in each class of securities (IX)			No. of Shares Underlying convertible securities (Including Warrants) (X)	Shareholding as a % assuming full conversion of convertible securities (as a percentage of diluted share capital) (XI)=(VII)+(X) as a % of (A+B+C)	Number of Locked in shares (XII)		Number of Shares pledged or otherwise encumbered (XIII)		Number of equity shares held in dematerialized form (XIV)	
								No. of Voting Rights					Total as a % of (A+B+C)	No. (a)	As a % of total Shares held (b)	No. (a)		As a % of total Shares held (b)
								Class eg:x	Class eg:y	Total								
(A)	Promoter & Promoter Group	8	6371980	0	0	6371980	57.549	6371980	0	6371980	57.549	0	0.000	0	0.000	6371980		
(B)	Public	13701	4700270	0	0	4700270	42.451	4700270	0	4700270	42.451	0	0.000	0	0.000	4651101		
(C)	Non Promoter - Non Public																	
(C1)	Shares underlying DRs																	
(C2)	Shares held by Employee Trusts																	
	TOTAL	13709	11072250	0		11072250	100.000	11072250	0	11072250	100.000	0	0.000	0	0.000	11023081		




Table II - Statement showing shareholding pattern of the Promoter and Promoter Group

	Category & Name of shareholders (I)	Entity type i.e. promoter OR promoter group entity (except promoter)	PAN (II)	Nos. of shareholders (III)	No. of fully paid-up equity shares held (IV)	No. of partly paid-up equity shares held (V)	Nos. of shares underlying Depository Receipt (VI)	Total nos. shares held (VII) = (IV)+(V)+(VI)	Shareholding % calculated as per SCRR, 1957 As a % of (A+B+C2) (VIII)	Number of Voting Rights held in each class of securities (IX)			No. of Shares Underlying Outstanding convertible securities (Including Warrants) (X)	Shareholding as a % assuming full conversion of convertible securities (as a percentage of diluted share capital) (XI) = (VII)+(X) as a % of (A+B+C)	Number of Locked in shares (XII)		Number of Shares pledged or otherwise encumbered (XIII)		Number of equity shares held in dematerialized form (XIV)	
										No. of Voting Rights					Total as a % of Total Voting rights	No. (a)	As a % of total Shares held (b)	No. (a)		As a % of total Shares held (b)
										Class x	Class y	Total								
(1)	Indian			0	0	0	0	0	0.000	0	0	0	0.000	0	0.000	0	0.000	0	0	
(a)	Individuals/Hindu undivided Family			0	0	0	0	0	0.000	0	0	0	0.000	0	0.000	0	0.000	0	0	
(b)	Central Government/State Government(s)			0	0	0	0	0	0.000	0	0	0	0.000	0	0.000	0	0.000	0	0	
(c)	Financial Institutions/Banks			0	0	0	0	0	0.000	0	0	0	0.000	0	0.000	0	0.000	0	0	
(d)	Any Other			0	0	0	0	0	0.000	0	0	0	0.000	0	0.000	0	0.000	0	0	
	Bodies Corporate			6	5850751	0	0	5850751	52.842	5850751	0	5850751	52.842	0	0.000	0	0.000	0	5850751	
	ADITYA MARKETING AND MANUFACTURING PRIVA	PROMOTER	AACCA8226F	0	3841871	0	0	3841871	34.698	3841871	0	3841871	34.698	0	0.000	0	0.000	0	3841871	
	B. K. BIRLA FOUNDATION	PROMOTER GRG	AACCB3092J	0	24529	0	0	24529	0.222	24529	0	24529	0.222	0	0.000	0	0.000	0	24529	
	CENTRAL INDIA GENERAL AGENTS LTD	PROMOTER GRG	AABCC2197E	0	420	0	0	420	0.004	420	0	420	0.004	0	0.000	0	0.000	0	420	
	JAYANTIKA INVESTMENT & FINANCE LIMITED	PROMOTER GRG	AAECP5902D	0	9380	0	0	9380	0.085	9380	0	9380	0.085	0	0.000	0	0.000	0	9380	
	PADMAVATI INVESTMENT PRIVATE LTD.	PROMOTER GRG	AAACP8632M	0	1969780	0	0	1969780	17.790	1969780	0	1969780	17.790	0	0.000	0	0.000	0	1969780	
	ZENITH DISTRIBUTORS AND AGENTS LTD.	PROMOTER GRG	AAACZ0907C	0	4771	0	0	4771	0.043	4771	0	4771	0.043	0	0.000	0	0.000	0	4771	
	Trusts			2	521229	0	0	521229	4.708	521229	0	521229	4.708	0	0.000	0	0.000	0	521229	
	BIRLA EDUCATIONAL INSTITUTION	PROMOTER GRG	AAATB3103B	0	23100	0	0	23100	0.209	23100	0	23100	0.209	0	0.000	0	0.000	0	23100	
	PRAKASH EDUCATIONAL SOCIETY	PROMOTER GRG	AAATP1227G	0	498129	0	0	498129	4.499	498129	0	498129	4.499	0	0.000	0	0.000	0	498129	
	Clearing Members			0	0	0	0	0	0.000	0	0	0	0.000	0	0.000	0	0.000	0	0	
	Sub-Total (A)(1)			8	6371980	0	0	6371980	57.549	6371980	0	6371980	57.549	0	0.000	0	0.000	0	6371980	
(2)	Foreign			0	0	0	0	0	0.000	0	0	0	0.000	0	0.000	0	0.000	0	0	
(a)	Individuals (Non-Resident Individuals/Foreign Individuals)			0	0	0	0	0	0.000	0	0	0	0.000	0	0.000	0	0.000	0	0	
(b)	Government			0	0	0	0	0	0.000	0	0	0	0.000	0	0.000	0	0.000	0	0	
(c)	Institutions			0	0	0	0	0	0.000	0	0	0	0.000	0	0.000	0	0.000	0	0	
(d)	Foreign Portfolio Investor			0	0	0	0	0	0.000	0	0	0	0.000	0	0.000	0	0.000	0	0	
(e)	Any Other			0	0	0	0	0	0.000	0	0	0	0.000	0	0.000	0	0.000	0	0	
	OCBs			0	0	0	0	0	0.000	0	0	0	0.000	0	0.000	0	0.000	0	0	
	Sub-Total (A)(2)			0	0	0	0	0	0.000	0	0	0	0.000	0	0.000	0	0.000	0	0	
	Total Shareholding of Promoter and Promoter Group (A)=(A)(1)+(A)(2)			8	6371980	0	0	6371980	57.549	6371980	0	6371980	57.549	0	0.000	0	0.000	0	6371980	





Table III - Statement showing shareholding pattern of the Public shareholder

	Category & Name of shareholders (I)	PAN (II)	Nos. of shareholders (III)	No. of fully paid up equity shares held (IV)	No. of partly paid-up equity shares held (V)	Nos. of shares underlying Depository Receipt (VI)	Total nos. shares held (VII) = (IV)+(V)+(VI)	Shareholding % calculated as per SCRR, 1957 As a % of (A+B+C2) (VIII)	Number of Voting Rights held in each class of securities (IX)			No. of Shares Underlying Outstanding convertible securities (including Warrants) (X)	Shareholding as a % assuming full conversion of convertible securities (as a percentage of diluted share capital) (XI) = (VII)+(X) as a % of (A+B+C)	Number of Locked in shares (XII)		Number of Shares pledged or otherwise encumbered		Number of equity shares held in dematerialized form (XIV)	
									No. of Voting Rights					Total as a % of Total Voting rights	No. (a)	As a % of total Shares held (b)	No. (a)		As a % of total Shares held (b)
									Class x	Class y	Total								
(1)	Institutions		0	0	0	0	0	0.000	0	0	0	0.000	0	0.000	0	0.000	0	0.000	0
(a)	Mutual Funds		0	0	0	0	0	0.000	0	0	0	0.000	0	0.000	0	0.000	0	0.000	0
(b)	Venture Capital Funds		0	0	0	0	0	0.000	0	0	0	0.000	0	0.000	0	0.000	0	0.000	0
(c)	Alternate Investment Funds		0	0	0	0	0	0.000	0	0	0	0.000	0	0.000	0	0.000	0	0.000	0
(d)	Foreign Venture Capital Investors		0	0	0	0	0	0.000	0	0	0	0.000	0	0.000	0	0.000	0	0.000	0
(e)	Foreign Portfolio Investors		2	42300	0	0	42300	0.382	42300	0	42300	0.382	0	0.382	0	0.000	0	0.000	42300
(f)	Financial Institutions/Banks		3	27580	0	0	27580	0.249	27580	0	27580	0.249	0	0.249	0	0.000	0	0.000	27020
(g)	Insurance Companies		0	0	0	0	0	0.000	0	0	0	0.000	0	0.000	0	0.000	0	0.000	0
(h)	Provident Funds/Pension Funds		0	0	0	0	0	0.000	0	0	0	0.000	0	0.000	0	0.000	0	0.000	0
(i)	Any Other		0	0	0	0	0	0.000	0	0	0	0.000	0	0.000	0	0.000	0	0.000	0
	Foreign Institutional Investors		0	0	0	0	0	0.000	0	0	0	0.000	0	0.000	0	0.000	0	0.000	0
	QFI - Corporate		0	0	0	0	0	0.000	0	0	0	0.000	0	0.000	0	0.000	0	0.000	0
	Sub-Total (B)(1)		5	69880	0	0	69880	0.631	69880	0	69880	0.631	0	0.631	0	0.000	0	0.000	69320
(2)	Central Government/State Government(s)/President of India		0	0	0	0	0	0.000	0	0	0	0.000	0	0.000	0	0.000	0	0.000	0
	Sub-Total (B)(2)		0	0	0	0	0	0.000	0	0	0	0.000	0	0.000	0	0.000	0	0.000	0
(3)	Non-Institutions		0	0	0	0	0	0.000	0	0	0	0.000	0	0.000	0	0.000	0	0.000	0
(a)	Individuals		0	0	0	0	0	0.000	0	0	0	0.000	0	0.000	0	0.000	0	0.000	0
	i) Individual shareholders holding nominal share capital up to Rs.2 Lakhs.		13269	1069242	0	0	1069242	9.657	1069242	0	1069242	9.657	0	9.657	0	0.000	0	0.000	1022020
	ii) Individual shareholders holding nominal share capital in excess of Rs.2 Lakhs.		4	162049	0	0	162049	1.464	162049	0	162049	1.464	0	1.464	0	0.000	0	0.000	162049
(b)	NBFCs registered with RBI		0	0	0	0	0	0.000	0	0	0	0.000	0	0.000	0	0.000	0	0.000	0
(c)	Employee Trusts		0	0	0	0	0	0.000	0	0	0	0.000	0	0.000	0	0.000	0	0.000	0
(d)	Overseas Depositors (holding DRs)(balancing figure)		0	0	0	0	0	0.000	0	0	0	0.000	0	0.000	0	0.000	0	0.000	0



(e)	Any Other		0	0	0	0	0	0.000	0	0	0	0.000	0	0.000	0	0.000	0	0.000	0
	Bodies Corporate		187	3298591	0	0	3298591	29.792	3298591	0	3298591	29.792	0	29.792	0	0.000	0	0.000	3297204
	COMFORT SECURITIES LIMITED	AABCC9625R	0	123643	0	0	123643	1.117	123643	0	123643	1.117	0	1.117	0	0.000	0	0.000	123643
	GWALIOR WEBBING COMPANY PRIVATE LIMITED	AABCG1807D	0	635835	0	0	635835	5.743	635835	0	635835	5.743	0	5.743	0	0.000	0	0.000	635835
	THE PUNJAB PRODUCE AND TRADING CO PVT LT	AABCT1705D	0	1939312	0	0	1939312	17.515	1939312	0	1939312	17.515	0	17.515	0	0.000	0	0.000	1939312
	QFI - Individual		0	0	0	0	0	0.000	0	0	0	0.000	0	0.000	0	0.000	0	0.000	0
	NRI - Repatriable		122	15394	0	0	15394	0.139	15394	0	15394	0.139	0	0.139	0	0.000	0	0.000	15394
	NRI - Non- Repatriable		78	25743	0	0	25743	0.233	25743	0	25743	0.233	0	0.233	0	0.000	0	0.000	25743
	OCBs		0	0	0	0	0	0.000	0	0	0	0.000	0	0.000	0	0.000	0	0.000	0
	Trusts		4	32200	0	0	32200	0.291	32200	0	32200	0.291	0	0.291	0	0.000	0	0.000	32200
	Clearing Memebers		30	3098	0	0	3098	0.028	3098	0	3098	0.028	0	0.028	0	0.000	0	0.000	3098
	IEPF Authority		2	24073	0	0	24073	0.217	24073	0	24073	0.217	0	0.217	0	0.000	0	0.000	24073
	Unclaimed Shares A/c		0	0	0	0	0	0.000	0	0	0	0.000	0	0.000	0	0.000	0	0.000	0
	Sub-Total (B)(3)		13696	4630390	0	0	4630390	41.820	4630390	0	4630390	41.820	0	41.820	0	0.000	0	0.000	4581781
	Total Public Shareholding (B)=(B)(1)+(B)(2)+(B) (3)		13701	4700270	0	0	4700270	42.451	4700270	0	4700270	42.451	0	42.451	0	0.000	0	0.000	4651101




Table IV - Statement showing shareholding pattern of the Non Promoter - Non Public shareholder

	Category & Name of shareholders (I)	PAN (II)	Nos. of shareholders (III)	No. of fully paid-up equity shares held (IV)	No. of partly paid-up equity shares held (V)	Nos. of shares underlying Depository Receipt (VI)	Total nos. shares held (VII) = (IV)+(V)+(VI)	Shareholding % calculated as per SCRR, 1957 As a % of (A+B+C2) (VIII)	Number of Voting Rights held in each class of securities (IX)			No. of Shares Underlying Outstanding convertible securities (Including Warrants) (X)	Shareholding as a % assuming full conversion of convertible securities (as a percentage of diluted share capital) (XI)= (VII)+(X) as a % of (A+B+C)	Number of Locked in shares (XII)		Number of Shares pledged or otherwise encumbered (XIII)		Number of equity shares held in dematerialized form (XIV)	
									No. of Voting Rights					Total as a % of Total Voting rights	No. (a)	As a % of total Shares held (b)	No. (a)		As a % of total Shares held (b)
									Class x	Class y	Total								
(1)	Custodian.DR Holder																		
(2)	Employee Benefit Trust (under SEBI (share based Employee Benefit) Regulations, 2014																		
	Total Non-Promoter - Non-Public Shareholding (C)=(C)(1)+(C)+(2)																		



Table V - Statement showing shareholding details of significant beneficial owner							Details of holding/ exercise of right of the SBO in the reporting company, whether direct or indirect :(III) Whether by virtue of:					
Details of the significant beneficial owner (I)				Details of the registered owner (II)								
Sr No.	Name	PAN/Passport No. in case of a foreign national	Nationality	Name	PAN/Passport No. in case of a foreign national	Nationality	Shares %	Voting rights %	Rights on distributable dividend or any other distribution %	Exercise of control	Exercise of significant influence	Date of creation / acquisition of significant beneficial interest (IV)
1	Shri Kumar Mangalam Birla	AETPB5926H	Indian	Aditya Marketing & Manufacturing Pvt. Ltd.	AACCA8226F	Indian	34.7			No	No	08-02-2019
2	Shri Kumar Mangalam Birla	AETPB5926H	Indian	Padmavati Investment Ltd.	AABCP8632M	Indian	17.79			No	No	08-02-2019
3	Administrators Pendente Lite Comprising of Shri Justice Mohit S. Shah, Shri Mahendra Kumar Sharma and Shri Amal Chandra Chakrabortii - Executor of Estate of Smt. Priyamvada Devi Birla	APTPP1732N	Indian	Gwalior Webbing Co. Pvt. Ltd.	AABCG1807D	Indian	5.74			No	No	08-02-2019
4	Administrators Pendente Lite Comprising of Shri Justice Mohit S. Shah, Shri Mahendra Kumar Sharma and Shri Amal Chandra Chakrabortii - Executor of Estate of Smt. Priyamvada Devi Birla	APTPP1732N	Indian	Baroda Agents and Trading Co. Pvt. Ltd.	AAACB1472G	Indian	0.87			No	No	08-02-2019
5	Administrators Pendente Lite Comprising of Shri Justice Mohit S. Shah, Shri Mahendra Kumar Sharma and Shri Amal Chandra Chakrabortii - Executor of Estate of Smt. Priyamvada Devi Birla	APTPP1732N	Indian	Punjab Produce Holdings Ltd.	AABCM7053M	Indian	0.67			No	No	08-02-2019
6	Administrators Pendente Lite Comprising of Shri Justice Mohit S. Shah, Shri Mahendra Kumar Sharma and Shri Amal Chandra Chakrabortii - Executor of Estate of Smt. Priyamvada Devi Birla	APTPP1732N	Indian	The Punjab Produce and Trading Co. Pvt. Ltd.	AABCT1705D	Indian	17.52			No	No	08-02-2019

